

## Appendix I: Student Feedback and Evaluation on The Clicker Teaching 2014

### Ownership of mobile device for Student response system (SRS)

Among the 30 surveyed students, 29 (97%) of them had own at least one mobile device. Only 1 (3.3%) respondents reported that he does not own any mobile devices for connecting to the internet and participating in the SRS activities. For the primary device that students preferred to use for the SRS activities, please refer to figure 2 for further details.

Figure 1 Number of students owning at least a mobile device

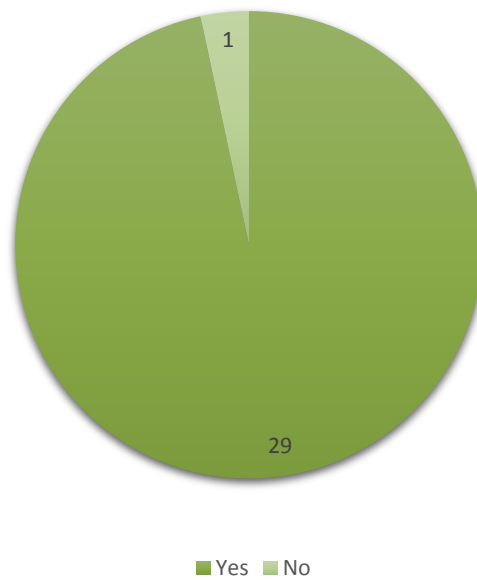


Figure 2 Device that students used for Clickers activities

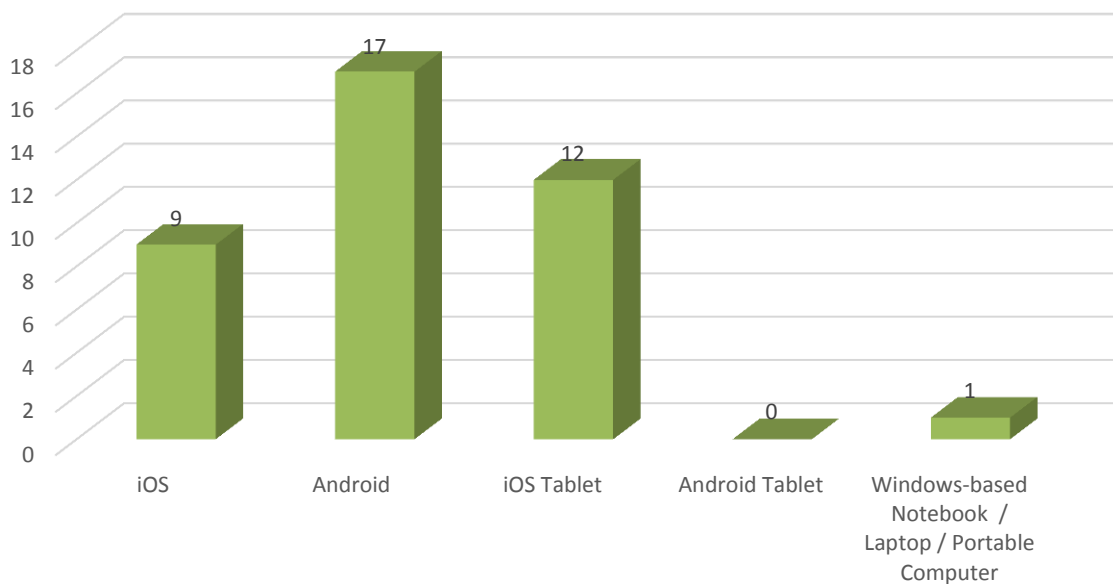
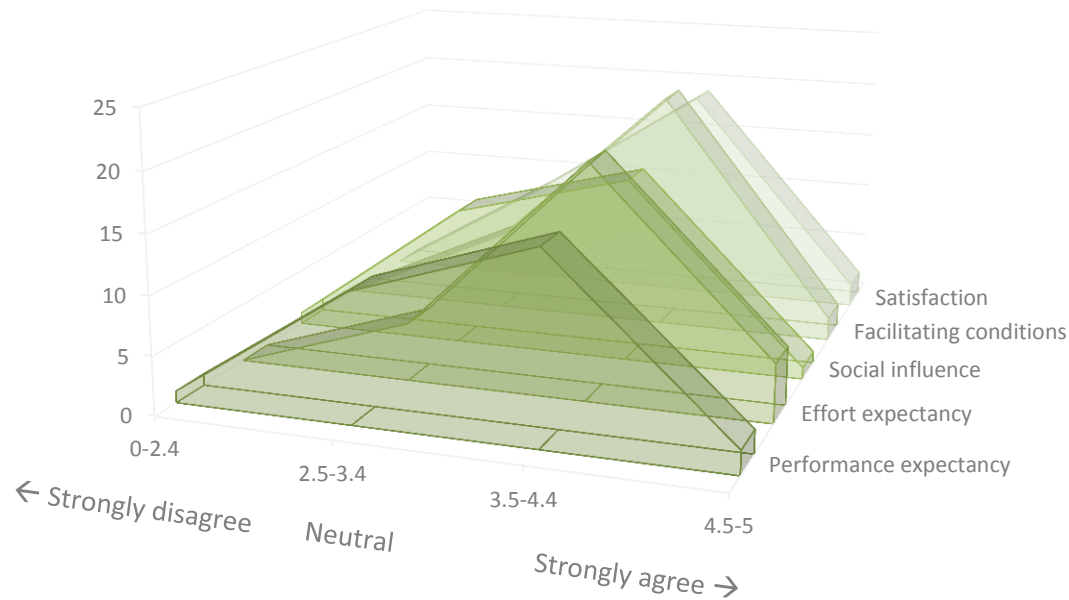


Figure 3  
technol

Perform  
Effort ex  
Social in  
Facilitat  
Satisfac



a. Performance expectancy of the SRS

Among 30 surveyed students, more than half of the students (60%) were positive towards the SRS in helping them on academic performance, with the average rating of 3.5 or above for the corresponding subscale. Around 36.7% of students reported neutral to the performance expectancy. Only a few of students (3.3%) expressed unproductive in adopting SRS.

b. Effort expectancy of the SRS

In regard to the easiness of use of the system, 25 the students (83.4%) advised that the SRS were ease to use, with the average score of 3.5 or above for the relevant items. Around 16.7% of students demonstrated neutrality with regard to the easiness of use of the SRS. No students had reported encountering difficulties of the system.

c. Social influence of the SRS

Many students (56.6%) believed that they should use SRS in class, indicated by an average score of 3.5 or above, whilst 40% of them tended to be neutral in this aspect of using SRS. Around 3.3% of them could not tend to use the new system.

d. Facilitating conditions of the SRS

Students' attitude towards SRS support were positive in general, with 76.7% of students believed that the technical supporting team could support them for SRS using. 23.3% of them did not have very strong opinion on the SRS technical support in learning.

e. satisfaction of the SRS

In terms of the satisfaction of the system, 70% students satisfied on using SRS. Only 30% students reported neutral on the system.

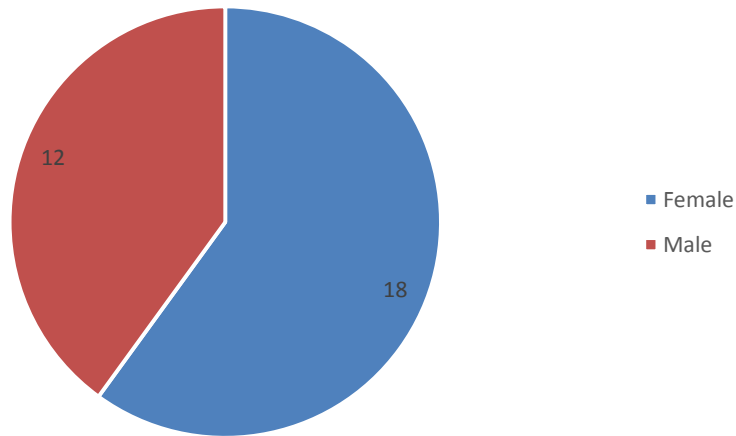
**Dr. Anson WONG & Dr. Jacqueline WANG (The Hong Kong Polytechnic University)**

Source: The result was extracted from the project of “Transforming Large Classes into Interactive Learning Environment: Implementation and evaluation of blended learning strategies with LMS and Students Response System”, conducted by The Department of Applied Social Sciences of Hong Kong Polytechnic University 2014 (TDG-420J)

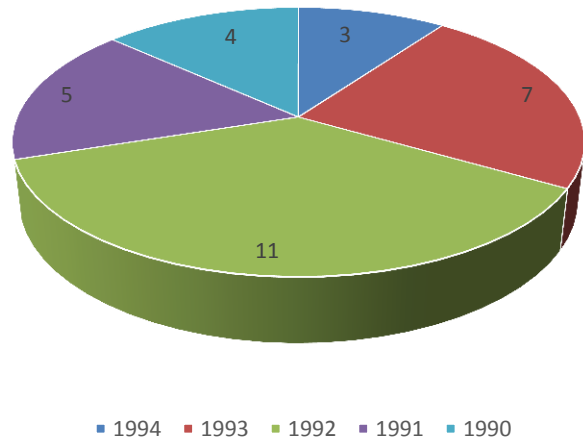
### Student Background of the Survey

There are total 30 students participated in our survey from your classes. 28 students in AF4323 International Finance and 2 students in AF4334 International Financial Management and Trade.

Frequency distribution of gender



Frequency distribution of age

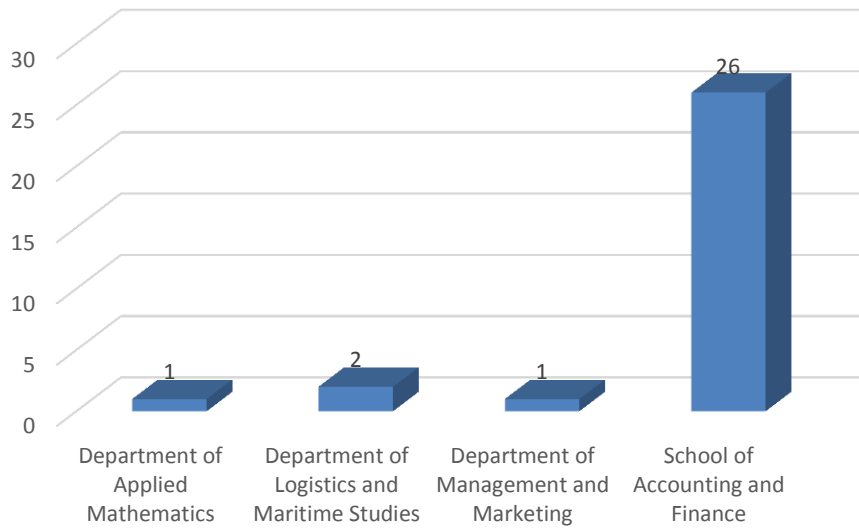


---

Year of birth	
1994	3
1993	7
1992	11
1991	5
1990	4

---

Frequency distribution of host department




---

Department

---

Department of Applied Mathematics	1
Department of Logistics and Maritime Studies	2
Department of Management and Marketing	1
School of Accounting and Finance	26

---

Time of the survey

The time range from 5mintue 4 second to 2 hour 25 mintue 23 second.

---

	N	Minimum	Maximum	Mean
Survey time	30	0:05:04.57	2:25:23.66	0:14:13.51

---

**Dr. Anson WONG & Dr. Jacqueline WANG (The Hong Kong Polytechnic University)**

Source: The Annual Progress Report for the project of Transforming Large Classes into Interactive Learning Environment: Implementation and evaluation of blended learning strategies with LMS and Students Response System (SRS),2014. The Hong Kong Polytechnic University.